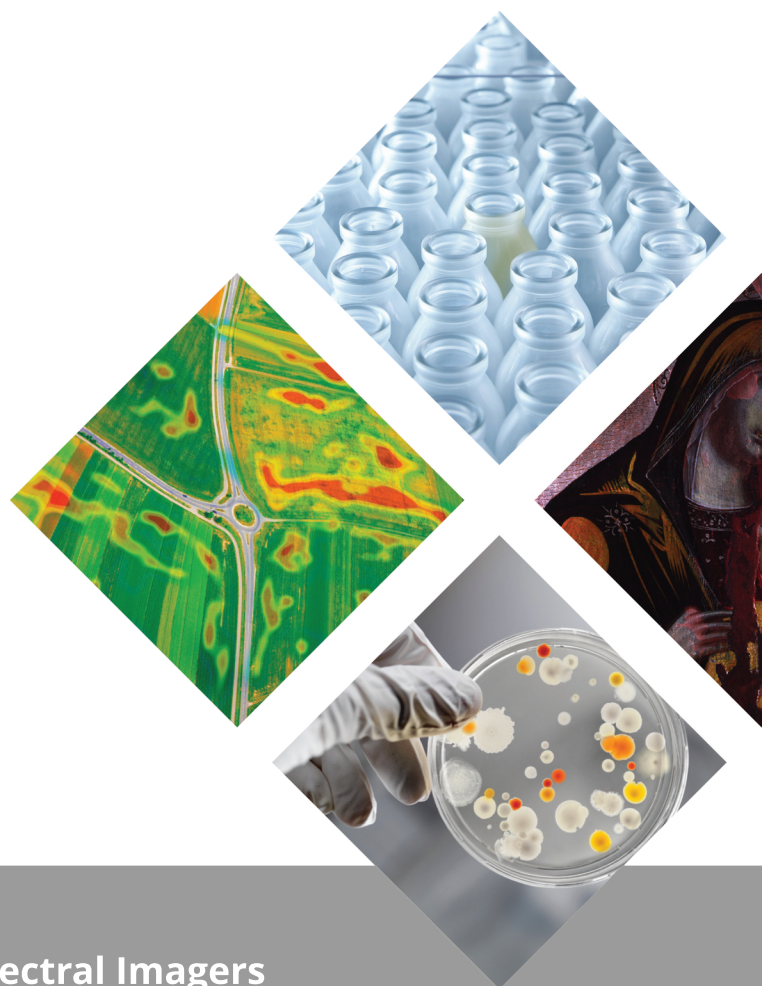




SpectroCam™

Multispectral Cameras



Sequential 6-8-Band Multispectral Imagers UV, VIS, and SWIR Versions

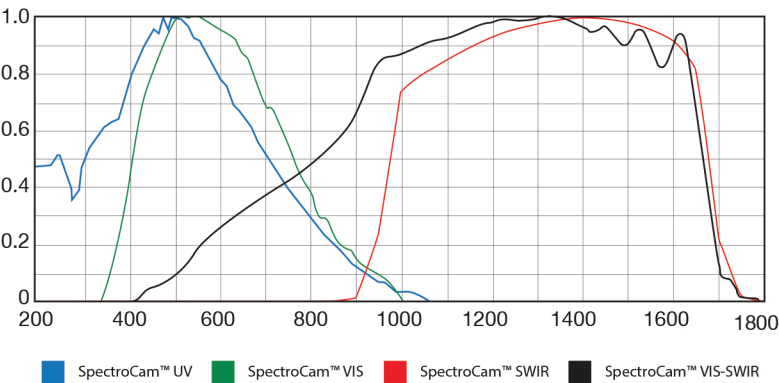
SpectroCam™ multispectral cameras deliver live processed images of 6-8 spectral bands at full-frame resolution and rates up to 25 frames per second (~2-4 stacks per second). Configure SpectroCam™ for your application, using standard and custom interchangeable optical filters. Available in ultraviolet (UV), visible (VIS), and short-wave infrared (SWIR) versions, SpectroCam™ cameras incorporate high-sensitivity image sensors.

Fully functional out of the box, SpectroCam™ makes multispectral imaging accessible to any user - speeding the development and deployment of all kinds of multispectral applications. Capture live images within minutes, using the included acquisition software to enhance contrast and see beyond human vision. Customized OEM multispectral engines provide easy modular integration into handheld optical devices and instrumentation.

Summary

	SpectroCam™	SpectroCam™ VIS	SpectroCam™ VIS-SWIR 640	SpectroCam™ SWIR 320
Spectral response	200-900nm (UV+VIS+NIR)	400-1000nm (VIS+NIR)	500-1700nm (SWIR)	900-1700nm (SWIR)
Sensor	CCD, UV-enhanced Si 1392 x 1040px 4.65µm pixel pitch	CMOS, silicon, SMP 2464 x 2056px 3.45µm pixel pitch	InGaAs 640 x 512px 15µm pixel pitch	InGaAs 320 x 256px 30µm pixel pitch
Spectral bands	8	8	6	6
Active area	6.4 x 4.8mm	8.5 x 7.09mm	9.6 x 7.68mm	9.6 x 7.68mm
Frame rate	Up to 15 frames/sec	Up to 22 frames/sec	Up to 25 frames/sec	Up to 25 frames/sec
Optical interface	F-mount standard (manual aperture & focus), range of lenses available, adapters available on request			
Digital output	Gig-E, 10 bit	Gig-E, 12 bit	Gig-E, 14 bit	Gig-E, 14 bit
Size & weight	136 x 124 x 105mm (5.4" x 4.9" x 4.1") 908g (2.0lbs)	136 x 124 x 105mm (5.4" x 4.9" x 4.1") 680g (1.5lbs)	136 x 124 x 116mm (5.4" x 4.9" x 4.6") 908g (2.0lbs)	136 x 124 x 116mm (5.4" x 4.9" x 4.6") 908g (2.0lbs)

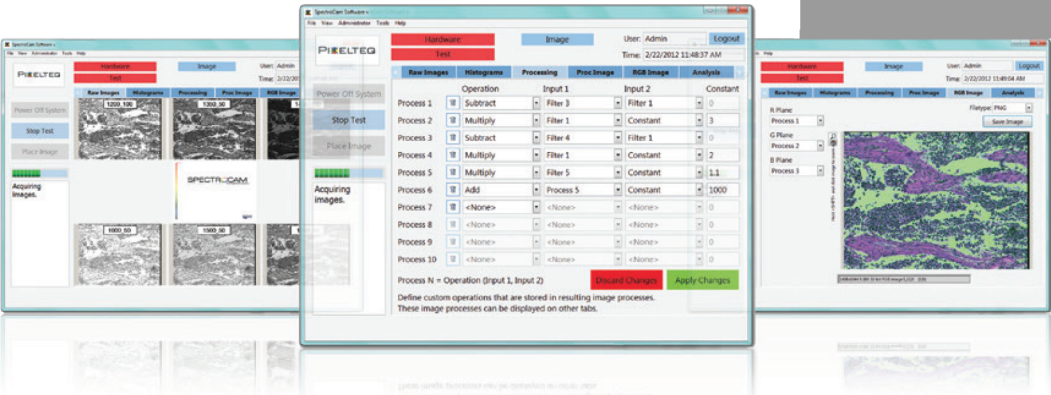
Spectral response



Dimensions



Acquisition Software



Applications

- Biomedical markers
- Medical tissue analysis
- Forensics examination
- Authentication
- Art & archeology
- Food quality grading
- Colorimetric assays
- High accuracy color
- Enhanced night vision

Benefits

- Sequential 6-8 band multispectral imaging
- Full frame resolution at up to 25 frames/second
- Interchangeable standard & custom spectral filters
- Intuitive acquisition software
- High speed digital video output

OEM Customization

- Application-specific multispectral engine
- Easy modular device integration
- Optimized spectral bands & imaging
- Proof of concept to high volume production